MAX.BALOON NO 107

REV NO	NOTES ON REVISION	ZONE	APPROVED
R0	BASELINE DRAWING		

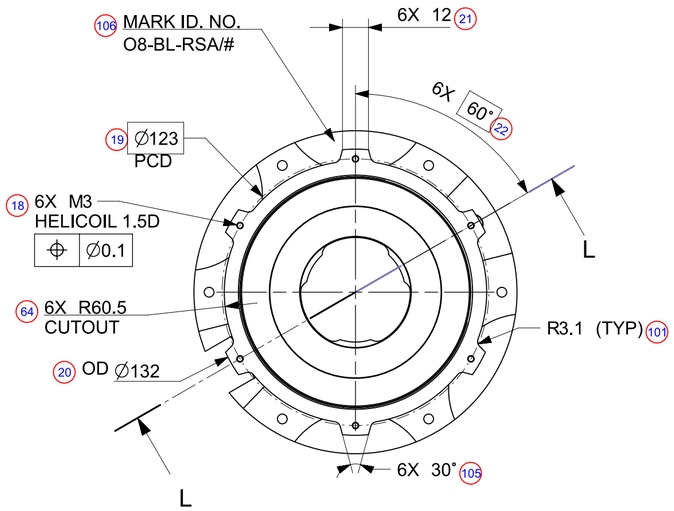

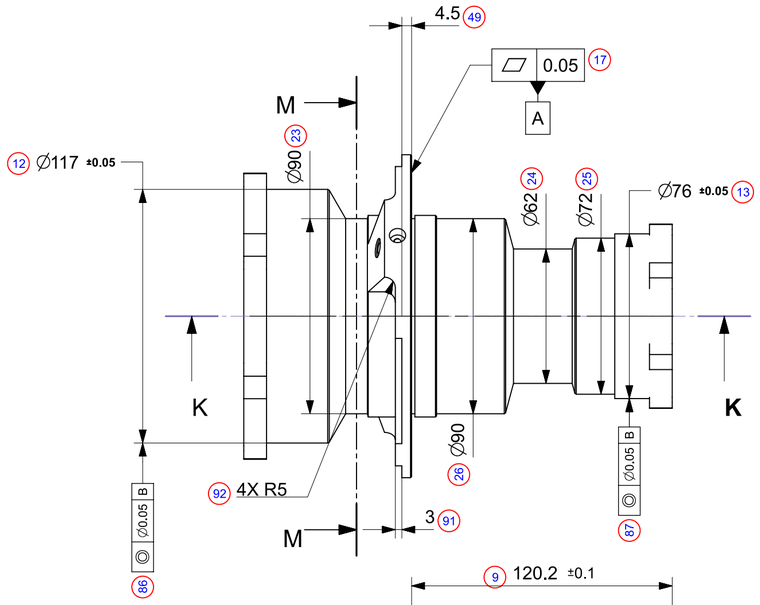

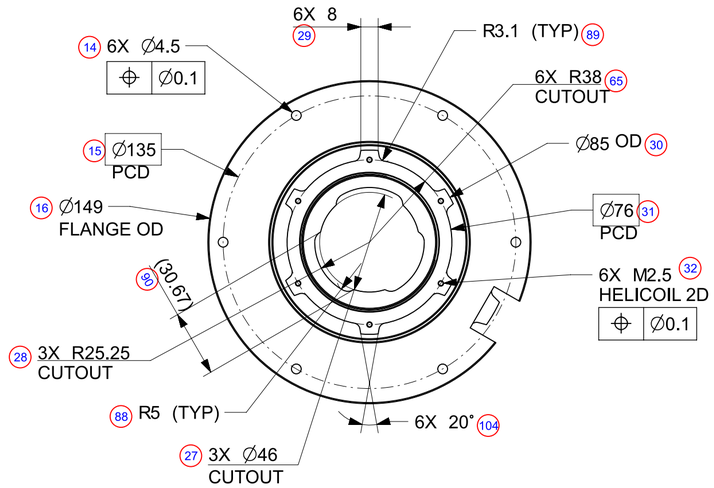

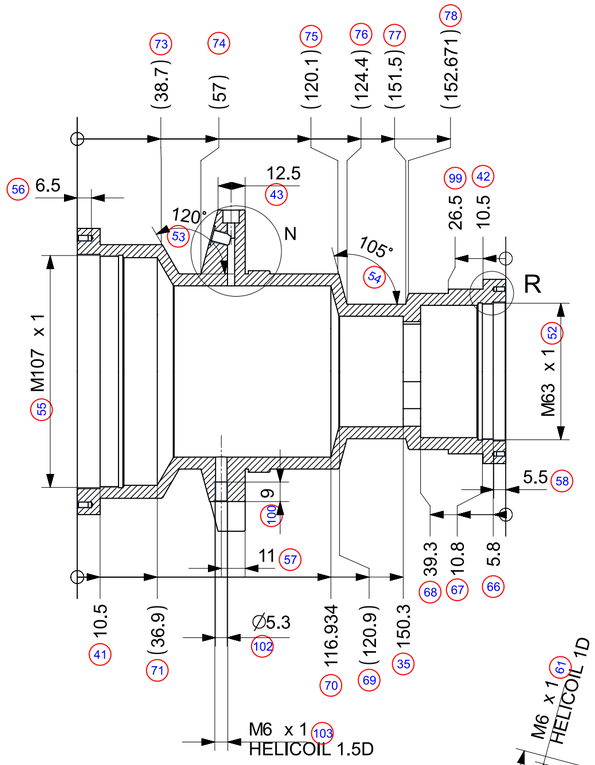

SECTION L-L
SCALE 1:2

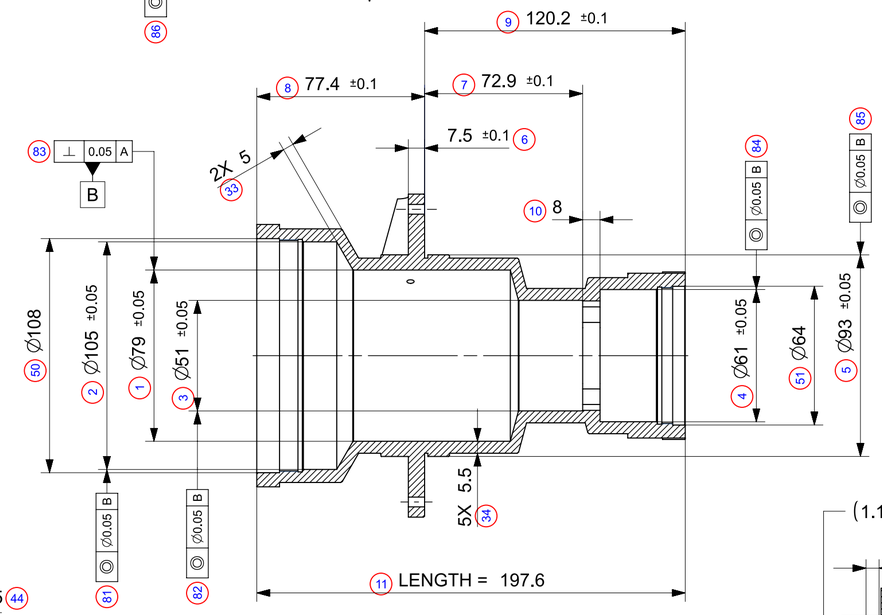

SECTION K-K
SCALE 1:2

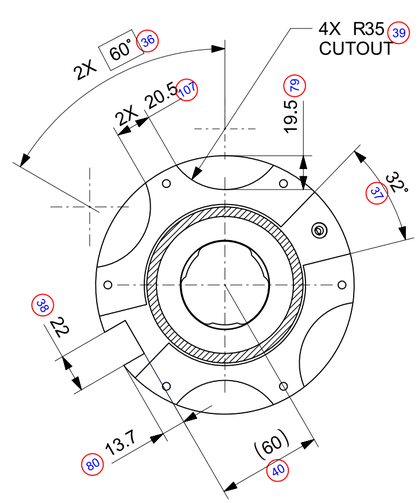

SECTION M-M
SCALE 2:5

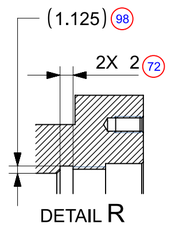

DETAIL R
SCALE 3:2

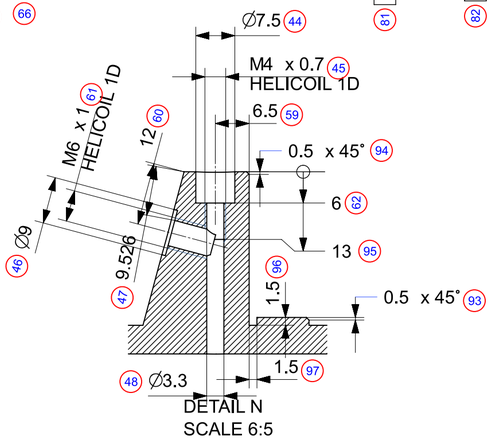

DETAIL N
SCALE 6:5

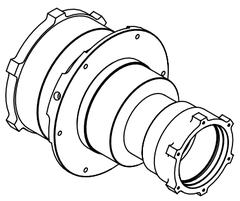

NOTE:-
(1) FOR MISSING DATA AND OTHER DETAILS REFER CAD MODEL SUPPLIED IN IGES/STEP FORMAT

MASS : 1.15 kg

DRAWING STANDARD ISO-GPS GENERAL TOLERANCE AS PER ISO 2768-F UNLESS SPECIFIED OTHERWISE

DIAMETERS AND LENGTHS OVER	UPTO	TOL.	LENGTH OF SHORTER SIDE OF ANGLE OVER	UPTO	TOL.
0.5	6	±0.05	0	10	±1° 00'
6	30	±0.1	10	50	±0° 30'
30	120	±0.15	50	120	±0° 20'
120	400	±0.2	120	400	±0° 10'
400	1000	±0.3	OVER	400	±0° 5'
1000	2000	±0.5			
2000	4000	±1.0			
4000 & ABOVE		±1.5			

GROUND USE — NEXT : FINISHING

SL. NO.	DESCRIPTION	QTY.	MATL.	SIZE
11003	BARREL_OCM3A (SF)	01	RSA-431-T6	DIA. 149 X 197.6

DO NOT SCALE THE DRAWING UNLESS OTHERWISE STATED. DIMENSIONS ARE IN MM. REMOVE SHARP EDGES

TITLE: BARREL_OCM3A (SF) [ASSY OF OCM3A LA]

SCALE: NTS

	NAME	SIGN	DATE
APPROVED	AKS		A.K.Sharma 2023.09.24 14:39:50 +05'30'
DESIGNER	RRM		2023.09.25 14:51:20 +05'30'
QA			
DRG.CHKD			
DRAWN			

GOVERNMENT OF INDIA - DEPARTMENT OF SPACE
LABORATORY FOR ELECTRO OPTICS SYSTEMS
PEENYA, BANGALORE - INDIA

PROJECT: OC.SAT-3A | DIVISION: MSOD | DRG NO.: LEOS-MSOD-OS3A-08-11003 | A2

INDENT NO.: XXXX | OLD DWG. NO.:

THIS DRAWING/DOCUMENT IS COPYRIGHT AND THE PROPERTY OF "LABORATORY FOR ELECTRO OPTICS SYSTEMS". IT MUST NOT BE COPIED IN WHOLE OR IN PART, USED FOR ANY OTHER PURPOSE OR OTHERWISE DISCLOSED WITHOUT PRIOR WRITTEN CONSENT OF LABORATORY FOR ELECTRO OPTICS SYSTEMS