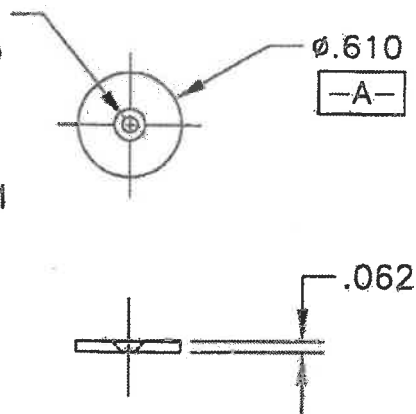



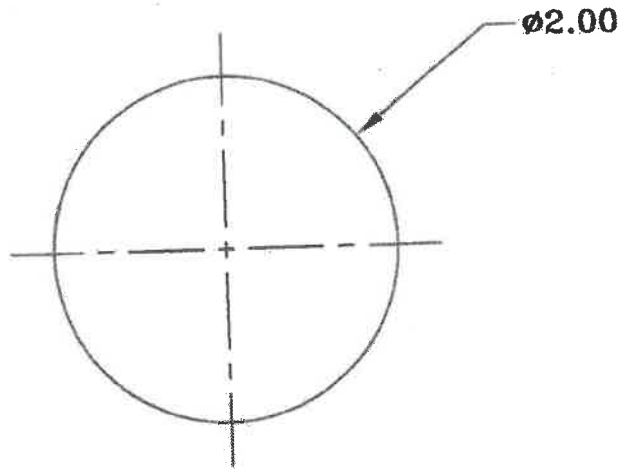
## 2" MAK TARGET KEEPER OPTIONS

USE IF ATTACHING TARGET KEEPER  
TO BACKING PLATE OR DIRECTLY TO TARGET\*\*

$\phi$ .094 THRU  
C'SINK 82° X  $\phi$ .185  
FOR 2-56 (M2) VENTED  
FLAT HEAD SCREW  
SCREW HEAD MUST  
FIT FLUSH WITH BOTTOM

$\text{◎}$ .002 A





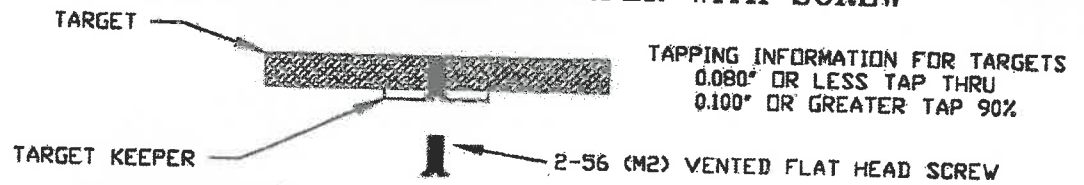
FOLLOWING DIMENSIONS FOR ALL MATERIALS,  
NON-MACHINEABLE AND MACHINEABLE

*NOTE	MIN	MAX
A NONMAGNETIC	0.040	0.312
B MAGNETIC**	0.040	0.187

\*\* THICKNESS OF A MAGNETIC TARGET DEPENDS  
ON THE PERMEABILITY OF THE MATERIAL

## 2" MAK TARGET MOUNTING OPTIONS

### TARGET ATTACHED TO TARGET KEEPER WITH SCREW



NOTE: SEE DWG# L200-02 TARGET KEEPER FOR SPECIFICATIONS

---